
User Manual

Forex Trading Platform

Web Edition

Contents

Contents	2
Introduction	3
Overview	3
Main Client Screen.....	3
PC Requirements.....	4
Log In/Log Off	4
ForexWeb Windows	5
Dealing Rates window	5
Right-Click on Dealing Rates:.....	6
Placing Market Order.....	6
Account information window	7
Pending Orders window	8
Right-clicking on Pending Orders:	8
Canceling pending orders:.....	9
Changing Order Rate:	9
Placing Stop Loss Order for pending order:	9
Placing Limit Profit Order for pending order:	9
Positions window	9
Right-clicking on Positions:.....	10
Total Open Position by Instrument window.....	10
Client Report window	11

Introduction

Overview

Forex Trading Platform Web Edition (ForexWeb) is a browser-based application that enables the user to trade foreign currency contracts on the spot market.

ForexWeb release 1.0 features real-time positions, conditional orders, and Account exposure representation. The user is also able to take Account reports right from the browser page.

The future releases of ForexWeb are planned to present real-time Charting and RSS News.

The application interface utilizes a standard Windows-style top menu, which provides intuitive access to interface functions, including look and feel styles, reports, communication information, etc.

This manual is a guide for the use of ForexWeb interface, features and functions through the release 1.0. It is best viewed with a screen resolution of 1024 x 768 or larger.

Main Client Screen

Trading | Reports Trading Opened ■ | Logout

Dealing Rates			
Instrument	Bid	Ask	Time
EURUSD	1.3622	1.3627	04:00:37 >>
USDJPY	123.36	123.41	04:01:08 >>
GBPUSD	2.0189	2.0191	10:28:43 >>
USDCHF	1.2228	1.2230	10:26:11 >>
EURCHF	1.6601	1.6605	04:00:33 >>
AUDUSD	0.8598	0.8600	10:28:03 >>
USDCAD	1.0497	1.0497	10:27:51 >>
EURGBP	0.6774	0.6777	04:00:08 >>
EURJPY	167.77	167.79	10:28:35 >>
GBPJPY	248.13	248.20	04:01:14 >>
EURCAD	1.4326	1.4328	10:28:39 >>
EURAUD	1.5837	1.5839	10:28:23 >>
GBPCHF	2.4533	2.4535	10:28:43 >>

Pending Orders									
Order	Type	Instrument	Lots	B/S	Rate	Market	Duration	IFDone	
284444	ES	USDCAD	1	B	1234.0000	1.0497	GTC	S	>>
284452	EL	EURGBP	1	B	0.2323	0.6777	GTC	S/L	>>
284501	S	USDCAD	1	S	3.0000	1.0497	GTC		>>
284503	L	EURGBP	1	S	33333.000	0.6774	GTC		>>
285424	ES	AUDUSD	1	B	1.5687	0.8600	GTC		>>

Positions								
Trade	Instrument	Lots	B/S	Open	Close	Net P/L	Stop	Limit
31821	USDJPY	1.7	S	121.39	123.41	-4,136.67		
31822	AUDUSD	2.4	B	0.8473	0.8598	3,283.28	0.7879	
31826	EURUSD	0.9	S	1.3470	1.3627	-1,510.43		
31827	USDCAD	2.7	B	1.0587	1.0497	-2,736.89		
31862	EURCHF	0.4	B	1.6525	1.6601	282.57		

Total Open Positions by Instrument								
Instrument	Lots	I/H	B/S	Open	Close	Pips	Gross P/L	Total Gross P/L
AUDUSD	2.4	0	S	0.8582	0.8600	-43.20	-432.00	
AUDUSD	2.4	0	B	0.8473	0.8598	300.00	3,000.00	2,568.00
EURCHF	3	3	B	1.6525	1.6601	228.00	1,864.27	1,864.27
EURUSD	1	1	S	1.3380	1.3627	-247.00	-2,470.00	-2,470.00
GBPJPY	1	1	B	244.56	248.13	357.00	2,892.80	2,892.80

Account: ALL USD >> ?

Balance:	1,787,725.31
Net P/L:	-13,171.74
Margin Used:	2.50%
Margin Available:	1,731,824.81

(c) 1998 - 2006 FinaTek LLC Help

The main client screen includes an array of preset windows within the browser window. In its Default setting, the main platform window consists of several windows within tab Trading:

Dealing Rates

Account
Pending Orders
Positions and
Total Open Positions by Instrument

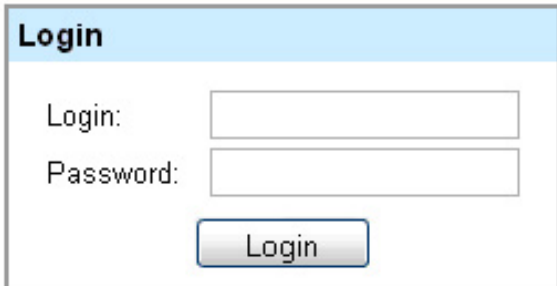
PC Requirements

For the platform to function properly, the following is needed:

- IE or Mozilla browser
 - Broadband Internet connection
-

Log In/Log Off

To start trading, click on the appropriate link on your company's web site or double click a shortcut icon. The Login box will open:



Login

Login:

Password:

Login

Enter your login name, password and press Login. The application will start.

To log off, click on Logout link in upper right corner of the application.

Trading Opened ■ | [Logout](#)

Select Yes.

ForexWeb Windows

Dealing Rates window

Dealing rates window provides rate and currency information in real time as well as single click trading.

Dealing Rates ?				
Instrument	Bid	Ask	Time	
EURUSD	1.3387	1.3390	04:58:42	>>
USDJPY	123.81	123.84	04:01:27	>>
GBPUSD	1.9998	2.0000	10:46:18	>>
USDCHF	1.2289	1.2291	10:52:54	>>
EURCHF	1.6547	1.6552	04:00:05	>>
AUDUSD	0.8493	0.8495	10:52:02	>>
USDCAD	1.0692	1.0692	10:52:50	>>
EURGBP	0.6737	0.6740	04:00:49	>>
EURJPY	166.80	166.82	10:53:10	>>
GBPJPY	247.43	247.50	04:01:24	>>
EURCAD	1.4397	1.4399	10:52:50	>>
EURAUD	1.5853	1.5855	10:53:19	>>
GBPCHF	2.4577	2.4579	10:52:54	>>
CHFJPY	94.21	94.26	04:00:03	>>

Columns:

Dealing Rates ?				Pending Order	
Instrument	Bid	Ask	Time	Order	
EURUSD	1.3387	1.3390	04:58:42	>>	286560
USDJPY	123.81	123.84	04:01:27	>>	Rollover Buy: 0.00
GBPUSD	1.9998	2.0000	10:55:04	>>	Rollover Sell: -0.04
USDCHF	1.2288	1.2290	10:54:07	>>	Pip Cost: 10

Dealing Rates window contains 7 columns by default, four of which are readily seen. Click on double arrows to see the last three.

- Instrument: Lists all available currency pairs.
- Bid: Displays current Bid rate.

- Ask: Displays current Ask rate.
- Time: Displays time of last price update.
- Rollover Buy: Displays rollover Buy charges. (Measured in \$ or %)
- Rollover Sell: Displays rollover Sell charges. (Measured in \$ or %)
- Pip Cost: Displays cost of each pip in USD per standard lot.

Right-Click on Dealing Rates:

Right-click on the Bid or Ask column will bring up the following pop-up menu:

Dealing Rates ?			
Instrument	Bid	Ask	Time
EURUSD	1.3387	1.3390	04:59:42
USDJPY	123.8		
GBPUSD	1.999		
USDCHF	1.228		
EURCHF	1.654		
AUDUSD	0.849		
USDCAD	1.0692	1.0692	10:59:40

Market Buy at 1.3390
Market Sell at 1.3387
Entry Stop Buy >= 1.3400
Entry Limit Buy <= 1.3385
Entry Stop Sell <= 1.3377
Entry Limit Sell >= 1.3392

- Market Buy at: allows you to place market order (buy) by opening dialog box where you can specify order amount, price and acceptable range in pips. Check Hedge if it is a hedging order.
- Market Sell at: allows you to place market order (sell) by opening dialog box where you can specify order amount, price and acceptable range in pips. Check Hedge if it is a hedging order.
- Entry Stop Buy >=: allows you to create pending order (Buy) at rate above market rate by opening dialog box where you can specify order amount, order durations, enter rate, and Hedge operation.
- Entry Limit Buy <=: allows you to create pending order (Buy) at rate below market rate by opening dialog box where you can specify order amount, order durations, enter rate, and Hedge operation.
- Entry Stop Sell <=: allows you to create pending order (Sell) at rate below market rate by opening dialog box where you can specify order amount, order durations, enter rate, and Hedge operation.
- Entry Limit Sell >=: allows you to create pending order (Sell) at rate above market rate by opening dialog box where you can specify order amount, order durations, enter rate, and Hedge operation.

Placing Market Order

1. Select an account in the Account information window.
2. Right-click on the currency pair Bid or Ask column, choose the Market Buy or Sell at the rate displayed. The New Position pop up window will appear:

New Position

Create Order to Buy CHF and Sell USD

Order Rate: 1.2224

Order Amount: 1.0

Accept Range: 0

Hedge


Place Order Cancel

You can choose the number of lots, Range and Hedge if needed.

Note: The Accept Range shows tolerance for price change in pips. When an order is placed, the dealer may reject it and offer a new price because the market has shifted while the position was being placed. To prevent such rejections for small market shifts, a trader can enter an amount in pips into the Accept Range field when opening a position. Then, if the Dealer presents a new price that is within the Accepted Range of the original order price, the order will go through at the dealer's new price.

3. Press Place Order button. A confirmation window will open:

Confirmation

 You are placing Market Buy order at 1.2225 on account:JPY_yolka (Buy 100,000.00 USD, Sell 122,250.00 CHF)

Yes No

Once open, new position will be shown in the Positions window. The account information will be updated. (In certain circumstances, as a result of placing an order, opposite direction position could be closed).

Account information window

4. Account information window shows Balance, Net P/L, Margin Used and Margin Available for all or selected accounts.

Account: YOLKA		USD >> ?
Balance:	7,650.58	▲
Net P/L:	-4,422.49	
Margin Used:	94.89%	
Margin Available:	245.88	▼

Pending Orders window

This window shows all Entry, or Stop/Limit orders to be executed when appropriate price condition is reached. First 9 columns can be readily seen. To see the rest of the columns (3), click on double arrows.

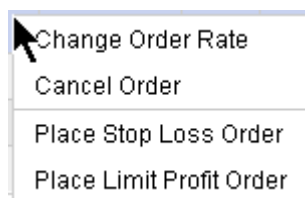
Pending Orders									
Order	Type	Instrument	Lots	B/S	Rate	Market	Duration	IFDone	
268739	EL	USDJPY	1	S	135.28	123.13	GTC	S	>>
280389	S	USDJPY	1	B	139.03	123.16	GTC		>>
285845	S	USDJPY	2	B	121.75	123.16	GTC		>>

Columns

- Order: displays order number.
- Type: shows order type.
- Instrument: lists currency pairs of all Pending orders.
- Lots: shows number of lots.
- B/S: Buy or Sell order.
- Rate: shows the rate at which the position will be opened.
- Market: shows current market rate for the instrument.
- Duration: shows time until order(s) expiration.
- If Done: Displays the orders that will be opened when pending order is executed. S- Stop Loss order, L- Limit order, SL-both Stop and Limit orders.
- Account: shows account name.
- Amount: order amount shown in 100K lots in contract currency.
- Date/Time: shows Date and Time when pending order was placed.

Right-clicking on Pending Orders:

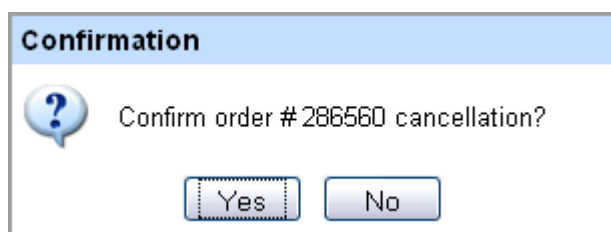
- Right-click on any pending order within this window will result in the following pop-up menu:



- Change Order Rate: allows changing pending order's rate.
- Cancel Order: cancels pending order.
- Place Stop Loss Order: a popup window allows setting the rate when position will be liquidated as well as when a certain PL has been reached.
- Place Limit Profit Order: a popup window allows setting the rate when position will be liquidated as well as when a certain PL has been reached.

Canceling pending orders:

In the Pending Orders window simply click on corresponding Order number. You'll get a popup window confirming pending order cancellation. Alternatively, right-click on the appropriate order's row and select Cancel Order.



Changing Order Rate:

Click on the Rate value or right-click on the appropriate order's row and select Change Order Rate.

Placing Stop Loss Order for pending order:

Click on the Rate value or right-click on the appropriate pending order's row and select Place Stop Loss Order.

Placing Limit Profit Order for pending order:

Click on the Rate value or right-click on the appropriate pending order's row and select Place Limit Profit Order.

Positions window

Positions window displays all or selected account's positions that are currently open.

Positions										?
Trade	Instrument	Lots	B/S	Open	Close	Net P/L	Stop	Limit		
31632	USDJPY	2	S	121.55	123.16	-4,188.49	121.75		>>	▲
31882	EURUSD	0.1	S	1.3312	1.3502	-196.29			>>	
32057	USDCHF	1	S	1.2224	1.2231	-62.23			>>	▼

Columns:

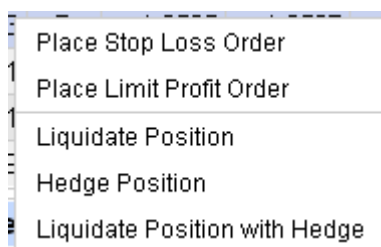
First 9 columns can be readily seen. To see the rest of the columns (7), click on double arrows.

- Trade: displays referenced trade number.
- Instrument: lists currency pairs of all Open orders.
- Lots: shows number of lots.
- B/S: buy or Sell position.
- Open: shows rate at which position was opened.

- Close: shows rate at which position may be closed in real time.
- Net P/L: displays Gross P/L less commissions.
- Stop: shows rate (if defined) at which Stop Loss order should be executed.
- Limit: shows rate (if defined) at which Limit order should be executed.
- Account: Shows account name.
- Amount: Position amount shown in 100K lots in contract currency.
- PL (pips):
- Rollover: displays rollover in principal currency.
- Pips: number pips gaining or loosing.
- Commission: displays commissions.
- Date/Time: displays order opening date/time.

Right-clicking on Positions:

Right-click on any open position within this window will result in the following pop-up menu:



Place Stop Loss Order: a popup window allows setting the rate when position will be liquidated as well as when a certain PL has been reached.

Place Limit Profit Order: a popup window allows setting the rate when position will be liquidated as well as when a certain PL has been reached.

Liquidate Position: closes open position.

Hedge Position: hedges position.

Liquidate Position with hedge: closes a position and its hedge in full or partially.

Total Open Position by Instrument window

This window shows data for each currently open currency pair.

Total Open Positions by Instrument ?								
Instrument	Lots	III	B/S	Open	Close	Pips	Gross P/L	Total Gross P/L
EURUSD	0.1	0.1	S	1.3312	1.3502	-19.00	-190.00	-190.00
USDCHF	1	1	S	1.2224	1.2232	-8.00	-65.40	-65.40
USDJPY	2	2	S	121.55	123.16	-322.00	-2,614.49	-2,614.49

Columns:

- Instrument: lists currency pairs of all currently open positions.
- Lots: shows number of lots.
- NH: shows the number of not hedged positions (in lots).
- B/S: shows Buy or Sell open position(s) direction.
- Open: displays weighted average rate for each open instrument.
- Close: shows current market price on which positions may be closed.
- Pips: displays number of pips gained or lost.
- Gross P/L: displays current gross gain or Loss.
- Total Gross P/L: total gross profit or loss.




Client Report window

Client Report is easily accessible by a single click on the Reports tab.

Trading Reports		
Dealing Rates		
Instrument	Bid	Ask
EURUSD	1.3387	1.3391

This is the same Client Report that is available from the Java-based application.

CLIENT REPORT

Account	JPY_mariya 
	<input type="radio"/> Current Day <input type="radio"/> Previous Day <input type="radio"/> Week <input type="radio"/> Current Month <input type="radio"/> Previous Month <input type="radio"/> Quarter <input type="radio"/> Year <input checked="" type="radio"/> Custom
Date Presets	
Beginning Date:	01/26/2007 07:07:05  <small>(mm/dd/yyyy hh:mm:ss)</small>
Ending Date:	01/26/2007 07:17:05  <small>(mm/dd/yyyy hh:mm:ss)</small>
	<input checked="" type="radio"/> HTML <input type="radio"/> PDF <input type="radio"/> Excel <input type="checkbox"/> Report in one page

Submit Reset Cancel